



Subject: Tech.inf 2018-13

موضوع: اطلاعیه فنی ۱۳-۲۰۱۸

UI of Mechanical, hydraulic and electrical independency of steering gear control systems

تفسیر واحد از سیستمهای کنترل مستقل مکانیکی، هیدرولیکی و الکتریکی کشتی

Number: 32/96/0117
Date: 24.02.2018

شماره: ۳۲/۹۶/۰۱۱۷
تاریخ: ۱۳۹۶/۱۲/۰۵

All respectful ICS' Surveyors
With Gratitude,

Accordingly, the Unified Interpretation on Mechanical, hydraulic and electrical independency of steering gear control systems, has been attached hereby.

The electronic file of this document could be found at the following address:

\\server\ICS Organization\Convention and Legislation
Department\Publications\Tech\tech.inf 2018-13

Also this Electronic File will be sent via email to all respectful ICS Surveyors.

A.M.Rezvan Panah
Manager of Convention & Legislation
Department

Disclaimer: Although all possible efforts have been made to ensure correctness and completeness of the information and guides contained in this technical information, the Iranian classification society is not responsible for any errors, damages, penalties or emissions made herein, nor held for any actions taken by any party as a result of information retrieved from this technical information.

کلیه بازرسان محترم ICS

با سلام و احترام

بدینوسیله تفسیر واحد از سیستمهای کنترل مستقل مکانیکی، هیدرولیکی و الکتریکی کشتی، بیوست حضورتان ایفاد می گردد.

نسخه الکترونیکی اطلاعیه فنی مذکور در شبکه داخلی موسسه با آدرس ذیل قابل دسترسی می باشد:

server\ICS Organization\Convention and Legislation
Department\Publications\Tech\tech.inf 2018-13

همچنین نسخه الکترونیکی این سند از طریق پست الکترونیکی به کلیه مشتریان و بازرسان محترم موسسه ارسال می گردد.

رضوان پناه

مدیر واحد کنوانسیون ها و مقررات دریایی
موسسه رده بندی ایرانیان

ترک دعوی: اگرچه در گردآوری کلیه راهنماهای فنی ارائه شده توسط موسسه رده بندی ایرانیان، تا حد ممکن تلاش در دقت و صحت محتوا صورت گرفته است، این موسسه متحمل مسئولیتی در قبال هرگونه اشتباهات، خسارت های احتمالی و جرانی که ممکن است در ارتباط با بکار گیری مفاهیم و مطالب ارائه شده رخ دهد، نمیباشد.

Code: ICS32F016/2

موسسه رده بندی ایرانیان

نشانی دفتر مرکزی: تهران میدان هفت تیر، خیابان قائم مقام فراهانی، بالاتر از میدان شعاع، کوچه شبنم
پلاک ۵ تلفن: ۰۲۱ ۴۲۱۸۶۰۰۰ شماره ۰۲۱ ۸۸۳۲۴۷۳۴
www.ics.org.ir info@ics.org.ir

SC94 Mechanical, hydraulic and electrical independency of steering gear control systems

(1994)
(Rev.1
Feb 2010)
(Rev.2
June 2016)
(Corr.1
Jan 2018)

(Chapter II-1, Regulation 29)

1. Scope

The interpretation applies to steering gear control systems, as defined in SOLAS regulation II-1, 3/1, for the main and auxiliary steering gear, operable from the navigation bridge, for which SOLAS stipulates two steering gear control systems independent of each other (SOLAS II-1, Reg. 29/6.1, 29/7.2, 29/7.3, Reg. 29/15 and Reg. 29/16).

SOLAS II-1, Reg. 29/6.1 reads:

“Where the main steering gear comprises two or more identical power units, an auxiliary steering gear need not be fitted, provided that:

- .1 in a passenger ship, the main steering gear is capable of operating the rudder as required by paragraph 3.2 while any one of the power units is out of operation;*
- .2 in a cargo ship, the main steering gear is capable of operating the rudder as required by paragraph 3.2 while operating with all power units;*
- .3 the main steering gear is so arranged that after a single failure in its piping system or in one of the power units the defect can be isolated so that steering capability can be maintained or speedily regained.”*

SOLAS II-1, Regs. 29/7.2 and 7.3 read:

“7 Steering gear control shall be provided:

.2 where the main steering gear is arranged in accordance with paragraph 6, by two independent control systems, both operable from the navigation bridge. This does not require duplication of the steering wheel or steering lever. Where the control system consists of a hydraulic telemotor, a second independent system need not be fitted, except in a tanker, chemical tanker or gas carrier of 10,000 gross tonnage and upwards;

Note:

1. Amendments introduced in Rev.1 are to be uniformly implemented by IACS Societies for ships contracted for construction on or after 1 July 2011.
2. Rev.2 of this UI is to be uniformly implemented by IACS Societies for ships contracted for construction on or after 1 July 2017.
3. The “contracted for construction” date means the date on which the contract to build the vessel is signed between the prospective owner and the shipbuilder. For further details regarding the date of “contract for construction”, refer to IACS Procedural Requirement (PR) No. 29.

SC94 (cont)

.3 for the auxiliary steering gear, in the steering gear compartment and, if power-operated, it shall also be operable from the navigation bridge and shall be independent of the control system for the main steering gear.”

SOLAS II-1, Regs. 29/15 and 16 read:

“15 In every tanker, chemical tanker or gas carrier of 10,000 gross tonnage and upwards and in every other ship of 70,000 gross tonnage and upwards, the main steering gear shall comprise two or more identical power units complying with the provisions of paragraph 6.

16 Every tanker, chemical tanker or gas carrier of 10,000 gross tonnage and upwards shall, subject to paragraph 17, comply with the following:

- .1 the main steering gear shall be so arranged that in the event of loss of steering capability due to a single failure in any part of one of the power actuating systems of the main steering gear, excluding the tiller, quadrant or components serving the same purpose, or seizure of the rudder actuators, steering capability shall be regained in not more than 45 s after the loss of one power actuating system;*
- .2 the main steering gear shall comprise either:*
 - .2.1 two independent and separate power actuating systems, each capable of meeting the requirements of paragraph 3.2; or*
 - .2.2 at least two identical power actuating systems which, acting simultaneously in normal operation, shall be capable of meeting the requirements of paragraph 3.2. Where necessary to comply with this requirement, interconnection of hydraulic power actuating systems shall be provided. Loss of hydraulic fluid from one system shall be capable of being detected and the defective system automatically isolated so that the other actuating system or systems shall remain fully operational;*
- .3 steering gears other than of the hydraulic type shall achieve equivalent standards.”*

Following requirements of:

- SOLAS Chap. II-1, Reg. 3/1, 3/3, 3/13 and Reg. 29

have been considered, as far as containing requirements for the independency of the control systems.

2. Basic Requirements

Two independent steering gear control systems shall be provided and shall be so arranged that a mechanical or electrical failure in one of them will not render the other one inoperative.

The term “*Steering gear control system*” as defined in SOLAS Part A, Regulation 3/1 (UR M42 Appendix item 1) shall be understood to cover “the equipment required to control the steering gear power actuating system”.

SC94

(cont)

3. Separation of Control Systems and Components**3.1 General**

Wires, terminals and the components for duplicated steering gear control systems installed in units, control boxes, switchboards or bridge consoles shall be separated as far as practicable. Where physical separation is not practicable, separation may be achieved by means of a fire retardant plate.

3.2 Steering wheel or steering lever

All electric components of the steering gear control systems shall be duplicated. This does not require duplication of the steering wheel or steering lever.

3.3 Steering mode selector switch

If a joint steering mode selector switch (uniaxial switch) is employed for both steering gear control systems, the connections for the circuits of the control systems shall be divided accordingly and separated from each other by an isolating plate or by air gap.

3.4 Follow-up amplifier

In the case of double follow-up control (see Annex, example 2), the amplifiers shall be designed and fed so as to be electrically and mechanically separated. In the case of non-follow-up control and follow-up control, it shall be ensured that the follow-up amplifiers are protected selectively (see Annex, example 3).

3.5 Additional control systems

Control circuits for additional control systems, e.g. steering lever or autopilot shall be designed for all - pole disconnection (see Annex, examples 1, 2 and 3).

3.6 Feed-back units and limit switches

The feed-back units and limit switches, if any, for the steering gear control systems shall be separated electrically and mechanically connected to the rudder stock or actuator separately.

3.7 Hydraulic control components

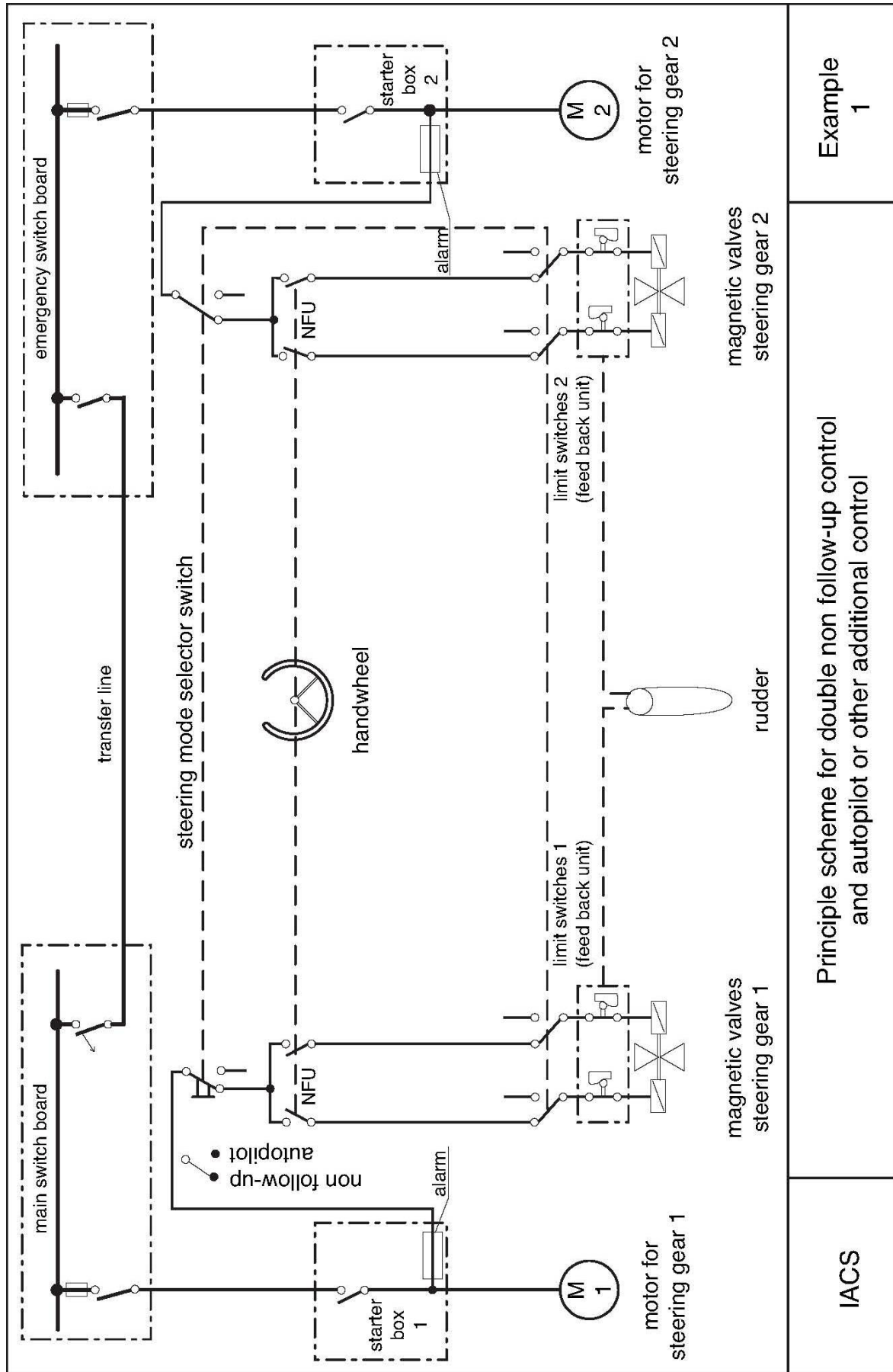
Hydraulic system components in the power actuating or hydraulic servo systems controlling the power systems of the steering gear (e.g. solenoid valves, magnetic valves) are to be considered as part of the steering gear control system and shall be duplicated and separated.

Hydraulic system components in the steering gear control system that are part of a power unit may be regarded as being duplicated and separated when there are two or more separate power units provided and the piping to each power unit can be isolated.

4. Annex

Reference should be made to examples 1, 2 and 3, which can be regarded as basic design.

SC94
(cont)

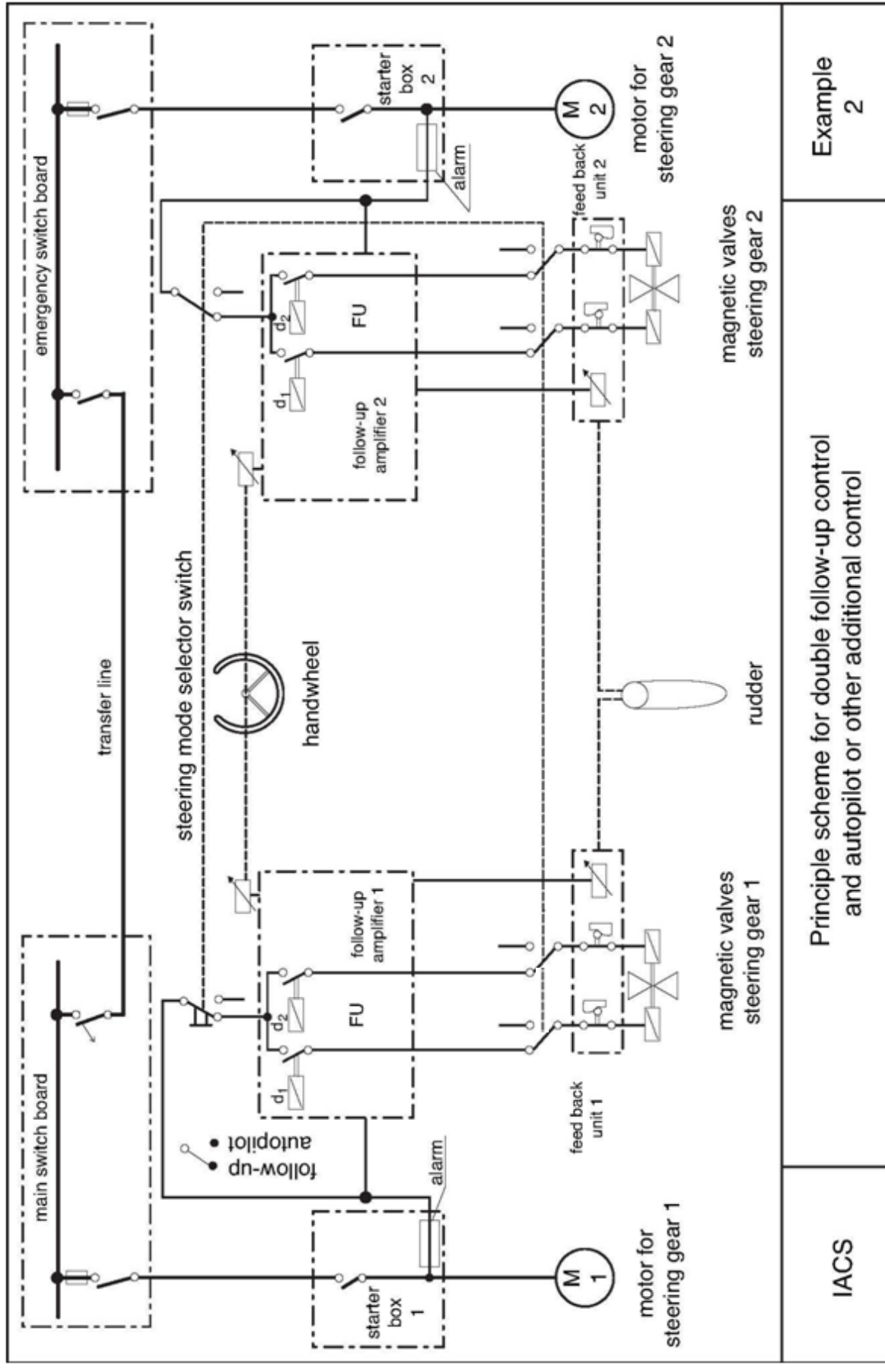


Principle scheme for double non follow-up control and autopilot or other additional control

Example 1

IACS

SC94
(cont)

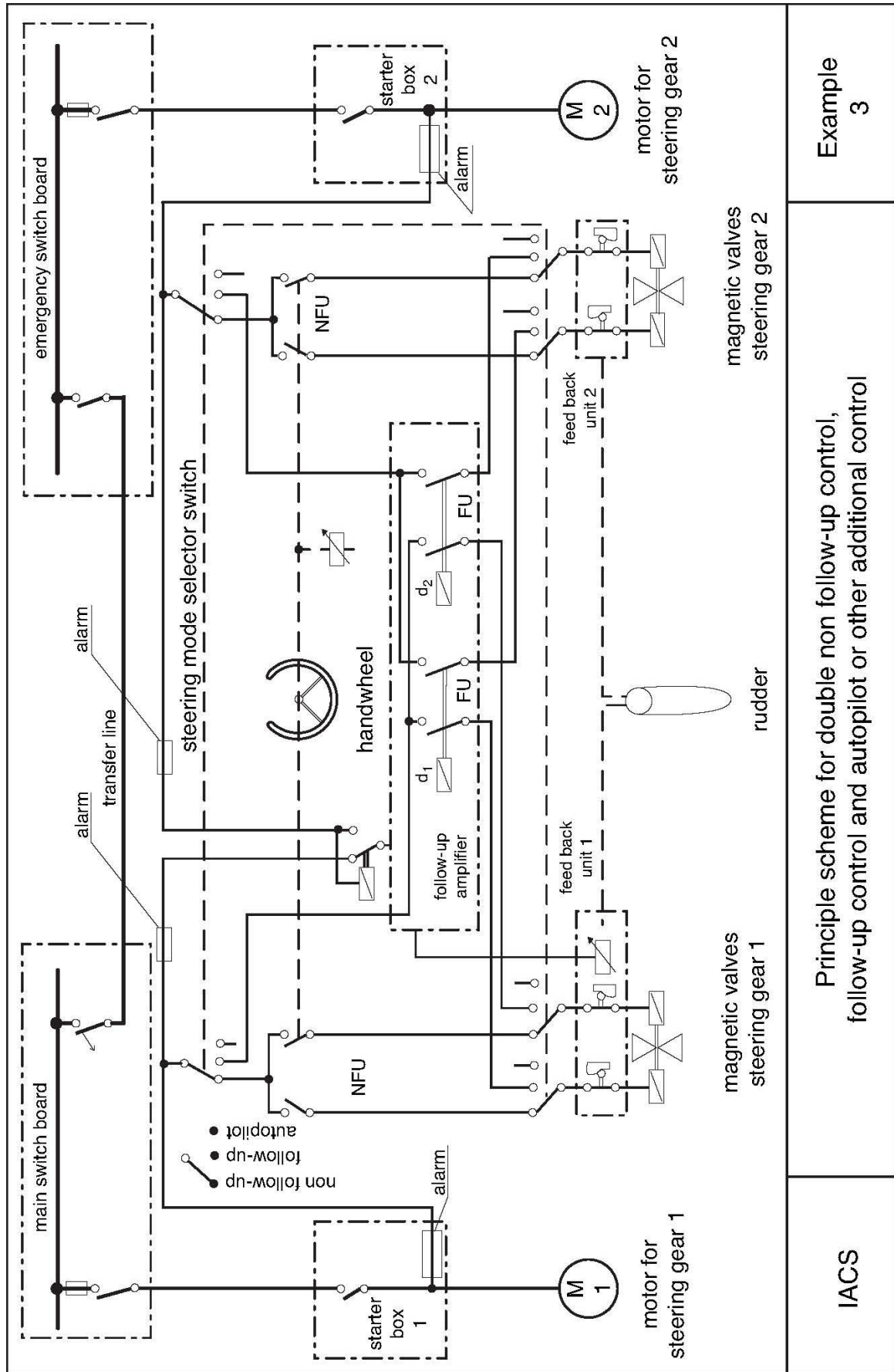


Example
2

Principle scheme for double follow-up control
and autopilot or other additional control

IACS

SC94
(cont)



Example
3

Principle scheme for double non follow-up control,
follow-up control and autopilot or other additional control

IACS

End of Document